

# Nuffield

## Technical Specification

### Main House

**Table of Contents**

Table of Contents ..... 2  
General Information ..... 3  
Stage Management ..... 7  
Load-in Area ..... 8  
Stage ..... 9  
Lighting ..... 12  
Sound ..... 16  
Props ..... 18  
Wardrobe ..... 19  
Attachments ..... 20

## **General Information**

### **Address**

Nuffield  
Nuffield Theatre  
University Road  
Southampton  
SO17 1TR

☎ Administration: 023 8031 5500  
☎ Fax: 023 8031 5511  
☎ Box Office: 023 8067 1771  
✉ info@nuffieldtheatre.co.uk

### **Technical Services**

Head of Production & Technical Services  
Julie Bisco  
☎ 023 8031 5500 ext 0;252  
✉ julie.bisco@nuffieldtheatre.co.uk

### **Administration**

Creative and Executive Director  
and Chief Executive Officer  
Sam Hodges  
☎ 023 8031 5500 ext 0;201  
✉ sam.hodges@nuffieldtheatre.co.uk

### **Programming**

Annie Reilly  
☎ 023 8031 5500 ext 0;204  
✉ annie.reilly@nuffieldtheatre.co.uk

### **Front of House**

Theatre Manager  
Clare White  
☎ 023 8031 5500 ext 0;240  
✉ clare.white@nuffieldtheatre.co.uk

### **Box Office**

Box Office Manager  
David Tully  
☎ 023 8031 5500 ext 0;224  
✉ david.tully@nuffieldtheatre.co.uk

### **Hotels**

Below are the main independent and chain hotels nearby. There are many other independent hotels available within Southampton.

#### ***Highfield House Hotel***

119 Highfield Lane, Portswood,  
Southampton. SO17 1AQ. UK  
☎ 023 80 554 223  
✉ res@highfieldhousehotel.co.uk

#### ***Banister House Hotel***

11 Brighton Road,  
on Banister Road,  
Southampton,  
SO15 2JJ.  
☎ 02380 221 279  
✉ info@banisterhouse.co.uk

#### ***Premier Inn Southampton Airport***

Mitchell Way,  
Southampton,  
Hampshire  
SO18 2XU  
☎ 01582 567890

#### ***Travelodge***

144 Lodge Road  
Southampton  
Hampshire  
SO14 6QR  
☎ 0871 984 6212  
🌐 www.travelodge.co.uk

#### ***The Elizabeth House Hotel***

42-44 The Avenue,  
Southampton,  
SO17 1XP.  
☎ 02380 224 327  
✉ mail@elizabethhousehotel.com

#### ***Hilton Hotel***

Bracken Place,  
Chilworth,  
Southampton,  
SO16 3NG.  
☎ 02380 702 700  
🌐 www.hilton.com/en

### **Southampton**

Population: 241,400  
London: 67 miles (109km), Driving: 78 miles (126km)

### **Newspapers**

Southern Daily Echo  
Southampton Advertiser  
Hampshire Chronicle

### **Senior Technician**

Neil Starke  
☎ 023 8031 5500 ext 0;255  
✉ neil.starke@nuffieldtheatre.co.uk

### **Administrative Director and Deputy CEO**

James Gough  
☎ 023 8031 5500 ext 0;202  
✉ james.gough@nuffieldtheatre.co.uk

### Digs List

A full digs list is available from:

Alison Thurley

Assistant to the Directors

☎ 023 8031 5500 ext 0;205

✉ alison.thurley@nuffieldtheatre.co.uk

### Taxis

West Quay Cars: 023 80 999 999

Radio Taxis: 023 80 666 666

Streamline Taxis: 023 80 223 355

ATS Taxis: 023 80 222 222

### Restaurants

These are some of the closest and recommended restaurants and pubs around the theatre. There are also plenty of takeaways, restaurants and shops on Burgess Road (5 min walk) and Portswood Road (10 min walk).

Directions to these and other restaurants and take-aways are available in a folder in the green room.

#### ***Nuffield Kitchen***

University Road,

Southampton,

SO17 1TR.

02380 671 771

Located within the theatre, our own restaurant and bar has a varied menu changing throughout the year. The café is open for lunchtime food service between 12:00 and 14:00 and evening service between 18:00 and 19:00. Booking ahead is recommended for evening service.

#### ***The Crown Inn***

Highcrown Street,

Southampton,

SO17 1QE.

02380 315 033

#### ***Baan Mai Thai Cuisine***

273 Portswood Road,

Southampton,

SO17 2LD.

02380 676 063

#### ***The Stiles***

163 University Road,

Southampton,

SO17 1TS.

02380 581 124

#### ***Cenos Wine Bar***

119 Highfield Lane,

Southampton,

SO17 1AQ.

02380 554 400

#### ***Trago Lounge***

190/192 Portswood Rd,

Southampton,

SO17 2LB.

02380 558 515

### Accessible Facilities

Two (2) wheelchair spaces on both house left and house right. This can be increased to a maximum of fifteen (15) wheelchair spaces by the removal of two rows of seats. An additional seven (7) seats can be added in the wheelchair spaces.

An accessible toilet is located opposite Box Office, in the foyer.

A wireless assisted listening and audio description system is fitted to both the main house and the studio.

Signed performances are available.

Touch tours are offered 45 mins before audio described performances.

### Emergency Numbers:

**ALL EMERGENCIES (Fire, Police, Ambulance & Coastguard) - dial 999 or 112**

Remember to dial 9 for an outside line if within the Theatre.

Fire: 023 8064 4000. St Mary's Road, Southampton. SO14 0BJ

Police: 101. Southampton Central Police Station, Southern Road, Southampton. SO15 1AN

NHS Urgent Medical Care Services: 111.

Hospital, Accident & Emergency: 023 8077 7222. Southampton General Hospital, Tremona Road, Southampton, Hampshire. SO16 6YD

Doctor: 023 8055 7531. University Health Service, Building 48, Highfield Campus, University of Southampton, Southampton. SO17 1BJ

## Nuffield Theatre, Technical Specification - Main House

Chiropractic Clinic: 023 8078 3321. Back2Health Southampton, 305 Winchester Road, Bassett, Southampton. SO16 6TX

Physiotherapist: 023 8059 2119. Jubilee Sports Centre, Sport and Wellbeing, University of Southampton, University Road, Highfield, Southampton. SO17 1BJ. (Monday, Wednesday, Friday)  
[[http://www.southampton.ac.uk/sportandwellbeing/fitness\\_and\\_lifestyle\\_activities/physiotherapy.html](http://www.southampton.ac.uk/sportandwellbeing/fitness_and_lifestyle_activities/physiotherapy.html)]

Dentist: 023 8058 3584. Dental Access Centre, 31 University Road, Highfield, Southampton, Hants, SO17 1TL

Chaplain: 023 8059 4623. 41 University Road, Southampton, SO17 1BJ

### Laundry

Atlantic Dry Cleaners & Tailors  
2 The Portswood Centre  
Southampton, Hampshire SO17 2NH  
023 8067 1776

### Parking

#### Loading

Vehicles delivering to the theatre can be parked next to the dock doors. Up to two (2) 45ft (13.5m) lorries can be parked here. This is a one way road; all vehicles must enter from University Road, and exit by Salisbury Road. There are drop-bollards protecting the loading area. If you arrive before the theatre staff you can ring University Security to gain access on 023 8059 2811. *Vehicles can only stay in this area whilst loading.*

#### University Car Parks

All car parks on the University campus are for permit holders only Mon-Fri 9am-5pm, except for one, small, pay and display car park.

If you need to park on campus, then we need to book spaces for you in the Visitors Car Park. Please advise us if you need spaces booking as soon as possible.

After 5pm, and at weekends, all car parks are free to use.

### Travel Directions

#### Car

[www.romanse.org.uk](http://www.romanse.org.uk) - Hampshire traffic & travel information

#### From North:

Take the M3 to J14 (A33 Southampton). Take A33 exit and continue to roundabout. At the roundabout go straight over onto The Avenue. Continue straight ahead to roundabout. At the roundabout take first exit (almost straight over) and continue to major crossroad. At the crossroad turn left into Burgess Road. Go straight over at next set of traffic lights and merge into right filter lane. Turn right at this junction into University Road. For car parks, after 100m turn right into Salisbury Road. For the dock door, continue on University Road for 200m and turn right just before the second pedestrian crossing. Turn left on the pedestrian crossing just before the bus interchange, and through the bollards. See above for details of parking.

#### From East/West:

Take the M27 to J5 (A335 Airport). Take J5 exit onto roundabout. Take 1st exit (from East) or 4th exit (from West) off roundabout onto Stoneham Way. Go straight over next traffic lights. After 150m continue over traffic lights and merge into middle lane. After 50m continue over traffic lights into right filter lane. At this set of traffic lights (by McDonald's) bare right onto Burgess Road. Continue along Burgess Road until major junction with University Road. Take the left filter lane onto University Road. For car parks, after 100m turn right into Salisbury Road. For the dock door, continue on University Road for 200m and turn right just before the second pedestrian crossing. Turn left on the pedestrian crossing just before the bus interchange, and through the bollards. See above for details of parking.

## Bus

[www.traveline.org](http://www.traveline.org)

**Uni-link:** All services to the Interchange, opposite the theatre.

U1C from Airport and Swaythling [towards 'City Centre'] and U1A/E/W from Portswood, City Centre, Central Station (south side; platform 4) and Town Quay [towards 'Airport', 'Eastleigh' or 'Wessex Lane'].

U2C from Bassett [towards 'Mayflower Halls'] and U2B or U2 from Southampton Central Railway Station (north side; platform 1) [towards 'Bassett Green' or 'University'].

U6C from General Hospital [towards 'City Centre'] and U6H from Swaythling, Portswood, City Centre and Town Quay [towards 'General Hospital'].

**First:** Service 5 stops in Burgess Road (3 min walk) [towards 'Bassett Green'].

**Blue Line:** Bluestar 1 from Winchester from the Avenue/Burgess Rd (10 min walk) Bluestar 2 from Eastleigh to Portswood Rd/Burgess Rd (McDonalds) (15 min walk).

## Train

[www.nationalrail.co.uk](http://www.nationalrail.co.uk)

Fast trains between *London and Bournemouth* stop at Southampton Airport Parkway and Southampton Central stations, then by taxi or Uni-Link bus service (see above). Airport Parkway Station is the closest station served by trains from London.

Trains from *Portsmouth, Bristol and Cardiff* stop at Southampton Central.

There is a local service between Romsey and Totton via Chandlers Ford and Eastleigh, calling at all stations: transfer to the Uni-Link bus at Airport Parkway, Central or Swaythling stations.

## Time Zone

Greenwich Mean Time  $\pm 0$ hrs / UTC(0)

Daylight Savings Time / UTC(+1) between last Sunday in March until last Sunday in October.

## **Stage Management**

### **Production Office**

Stage Left, between the pass doors. Shared with in-house stage management.

Phone available, two network ports (RJ45), Windows XP computer available.

Copier and printer available in this office.

Fax, copier and printer available in the Administration Offices (behind Box Office).

Alternatively, both of the dressing rooms have a phone and two network ports (RJ45) available.

### **Green Room**

6020mm x 3615mm (19'9"x11'10") Located next to the stage door, opposite dressing room 2. Level access from the stage. Tea & coffee making facilities. Two (2) microwaves, toaster & dishwasher.

### **Dressing Rooms**

Dressing Room 1, 6065mm x 3830mm (20' x 12'6"), 12 people (14 people crush loading). Fixed clothes rail (2885mm (9'6"))

Dressing Room 2, 5680mm x 5500mm (18'7" x 18'), 12 people (19 people crush loading). Fixed clothes rails (2x2430mm)

2 sinks, fixed tables, mirrors & make-up lights are available in both rooms. Portable clothes racks are available.

Toilets & showers adjacent.

Level access from the stage.

*These rooms are shared with the Studio space.*

*Additional rooms can be hired from the University, at extra cost.*

### **Stage Manager's Console**

SL wing. Can also be positioned in SR wing or in Audio Describer's Box.

Audio monitor.

Colour and infrared stage video monitors.

Phone.

Tannoy to all backstage areas and FOH.

Show relay to all backstage areas.

Tec-pro communication system (2 channels), 1 master station in prompt desk, 17 beltpacks & 18 headsets.

Cue Lights: 14 channels (9 patchable), 11 moveable outstations (+4 outstations fixed at auditorium doors).

### **Rehearsal Room**

One (1) available off site (8 min walk).

### **Crew**

Available as required; minimum of two (2) crew with at least one (1) on stage. BECTU/UKT rates.

Full-time staff: One (1) Senior Technician, three (3) Technicians, Casual's available.

No security staff.

### **Access**

Level access to all backstage areas, except operation boxes, fly-floors etc. Two steps to stage door.

No accessible toilets backstage.

### **Policies**

House opens ½ hr prior to curtain.

Normal curtain is 7:30pm evening, 3:00pm matinee.

The building is a smoke free environment. Smoking area outside stage door.

Alcohol is not permitted backstage. No person involved with a production should have consumed alcohol within 8 hours prior to starting work.

Fully licensed bar and restaurant; closes after the interval. Late opening available, POA.

As the bar & Studio share a space, when there is a Studio performance a foyer bar will be operated.

## **Load-in Area**

### **Dimensions**

Two (2) lorry trailers can be accommodated at a time. They are at 90° to the dock door.

Dock door 3020mm high x 2100mm wide (9'10"x6'10").

Roller shutter 2650mm high x 5775mm wide (8'8"x18'11") is 6800mm (22'3") in from the dock door. *Note that this is lower than the dock door.*

Level access from pedestrianised roadway to the stage.

Vehicles delivering to the theatre can be parked next to the dock doors. Up to two (2) 45ft (13.5m) lorries can be parked here. This is a one way road; all vehicles must enter from University Road, and exit by Salisbury Road. There are drop-bollards protecting the loading area. If you arrive before the theatre staff you can ring University Security to gain access on 023 8059 2811. *Vehicles can only stay in this area whilst loading.*

### **Map**

See Attachment A.



## **Stage**

### **Seating**

500 seated + 10 standing max.  
Varies according to stage format. See attachment B.  
Default format is one (1) forestage with small sound position.

### **Seating Chart**

See attachment C.

### **Stage Dimensions**

#### **Groundplan & Section**

See attachments F & G.

#### **Proscenium**

9120mm wide x 4585mm high (29'11" wide x 15' high)  
Safety Curtain.

#### **Stage Depth (at centre line)**

8250mm (27') deep from back of safety curtain to furthest upstage hemp bar.  
8560mm (28'1") deep from the front of stage to furthest upstage hemp bar.

#### **Wing Space**

##### **Stage Right**

4110mm (2110mm @ 6535mm high, remainder @ 3000mm high).  
13'5" (6'11" @ 21'5" high, remainder @ 9'10" high).

##### **Stage Left**

2110mm @ 6544mm high.  
(6'11" @ 21'5" high).

#### **Grid Height**

9910mm (32'6") to underside.  
10210mm (33'5") to grid floor.

#### **Orchestra Pit / Forestages**

The lifts are only to be operated by trained Nuffield Theatre staff.

##### **Back Forestage (US)**

2680mm deep x 8400mm wide (8'9" deep x 27'6" wide) on the DS edge.

##### **Front Forestage (DS)**

2375mm deep x 8100mm wide (7'9" deep x 26'6" wide) on the DS edge.

#### **Stage Height**

910mm (3') from stage to auditorium floor

#### **Stage Floor**

Main Area: Steeldeck topped with 25mm (1") ply. Covered with 9mm (1/3") ply. Painted black.  
Wings and US: 18mm (3/4") ply, covered with 9mm (1/3") ply. Painted black.

No Rake.

Screws are allowed. Larger holes must be filled/repaired during get-out. If painted for production, floor must be repainted black with 'Flints Theatre Black Paint'.

### **House Draperies**

#### **House Curtains**

1x pair red velour, 6.6m wide x 5m high (21'7" x 16'4"), fullness, swifter rings.

#### **Legs**

8x black serge, 1.5m wide x 7m high (5' x 23'), no fullness.

#### **Masking Flats**

8x black serge, 1.5m wide x 5m high (5' x 16'4").

2x black serge, 1.8m wide x 6m high (5'11" x 19'8").

2x Bblack serge, 1.45m wide x 6m high (4'9" x 19'8").

Various small flats; black serge, used to create quick change areas, etc.

**Borders**

5x black serge, 13m wide x 2.4m high (42'7" x 7'10"), no fullness, conduit pocket.

**Full Stage**

2x black serge, 7m wide x 5m high (23' x 16'4"), fullness, chain.

2x black velour, 6m wide x 6m high (19'8" x 19'8"), no fullness, chain.

**Gauzes**

Black, Sharks Tooth, 11.5m wide x 4.7m high (37'9" x 15'5"), conduit pocket.

Black, Sharks Tooth, 10.5m wide x 6m high (34'5" x 19'8"), conduit pocket.

White, Sharks Tooth, 9.5m wide x 5m high (31'2" x 16'4"), conduit pocket.

**Cycloramas**

White cotton, seamless, 12m wide x 9m high (39'4" x 29'6"), conduit pocket.

White cotton, seamless, 10m wide x 7m high (32'10" x 23'), conduit pocket, swifter eyes.

White cotton, seamless, 10m wide x 5m high (32'10" x 16'4"), conduit pocket.

White cotton, seamless, 9m wide x 7m high (29'6" x 23'), conduit pocket.

**Miscellaneous**

Black Serge, for fitting behind the Auditorium Curved LX Bars. 1 cloth for each side.

Black serge, polyester lining, 13m wide x 0.95m high (42'7" x 3'1"), no fullness, conduit pocket. For fitting to orchestra pit rail.

*Other cloths in store. List available.*

**Tab Track**

Triple-E Unitrack tab track available (Approx. 27m), with runners, master runners, overlap arms and pulleys.

**Steeldeck**

8'x4'	13
8'x2'	2
4'x4'	2
6'x2'	1
4'x3'	1
4'x2'	1

**(Studio 2x 8'x3')**

**Legs**

1'
18"
2'
2'6"
3'
4'
5'
6'
8'

*Please check numbers in stock.*

**Line Set Data**

**Line Plot**

See attachment D.

**Working height of bars**

Hemp bars; high trim is 9885mm (32'6") above stage floor.

Motor bars; high trim is 9250mm (30'4") above stage floor,  
low trim is 260mm (10") above stage floor.

[Trim on Motor Bars is measured to the centre of the lower rail of the ladder truss. The centre of the higher rail is 350mm (14") above.]

Winch Bar (Advance Bar); high trim is 6080mm (19'11") above stage floor.

**Bars**

Hemp Bars: 12m 50mm (2") dia. aluminium scaffold.

Motor Bars: 12m 50mm (2") dia. ladder truss, 350mm (14") pipe centres.

**Type**

21 hemp, 3 line lift.  
8 motor, 3 line lift.  
1 winch. "Advance Bar". 3 line lift.  
Hemp spot lines available.

**Fly Rail**

Stage right. 8m (26'3") above stage floor.  
Motors bars operated from SL wing or SL fly floor.

**Support Areas**

**Crossover**

Upstage of the fly bars. 750mm (2'5") wide, carpeted. [1500mm (4'11") total width, used for ladder & masking flat storage. Also contains a fire escape trap, which must be kept clear.]

**Access**

Front of House: through pass doors either side of stage. Stage right (SR), from wing, through vestibule. Stage left (SL), from corridor.  
Green Room & Dressing Room 2: Stage left (SL), level access.  
Dressing Rooms 1 & 2, Toilets: Upstage left (USL), level access, 920mm (3') wide corridor.  
Wardrobe Maintenance: Upstage centre (USC), level access. Also door through to Dressing Room 1.

**Workshop**

Stage right (SR), adjoining get-in. 8850mm x 7420mm (29' x 24'4"). Pillar drill. Some power & hand tools available. Welder, metal & wood chop saws all available with notice.

**Storage**

Available in the workshop. 5200mm x 4700mm (17' x 15'6") usable floor space.

**Access Equipment**

Tallescope (3.9m-5.9m, (13'-19½')).  
Ladders.  
PASMA scaffold tower.

**Power**

Mid-stage left (MSL) supply panel: 230V/415V~ 3ph+N+E 100A/leg, 32A 3ph+N+E Ceeform, 63A 3ph+N+E Ceeform, 125A 3ph+N+E Ceeform.  
Downstage right (DSR) supply panel: 230V/415V~ 3ph+N+E 100A/leg, 32A 3ph+N+E Ceeform, 63A 3ph+N+E Ceeform, 125A 3ph+N+E Ceeform.  
Other Supplies: 230V/415V~ 3ph+N+E 80A/leg.  
DS of tension wire grid (TWG): 32A 3ph+N+E Ceeform, 16A MCB.  
USL of tension wire grid (TWG):: 32A 3ph+N+E Ceeform, 32A MCB.  
US of SR fly-floor: 32A 3ph+N+E Ceeform, 32A MCB.

*Southampton's 3 phase power supply has a reverse phase cycle.*

**Power Distro**

**Distro 1**

Input: 63A 1ph+E Ceeform, 63A 2-pole MCB.  
Outputs: 2x 32A 1ph+N+E Ceeform, 32A RCBO.  
4x 16A 1ph+N+E Ceeform, 16A RCBO.  
2x 13A BS1363, 10A RCBO.

**Lifting Equipment**

4x 1000KG Loadstars. Power: 16A 3ph+E Ceeform. Control: 16A 110v 4pin Ceeform.

**Distro & Control**

**Outboard LV4**

Input: 63A 3ph+N+E Ceeform. Power Output: 4x 16A 3ph+E Ceeform. Control Output: 16A 110v 4pin Ceeform.

**Notes**

Tension wire grid above forestages.  
Various treads available.  
The Safety Curtain must be lowered and raised in the presence of the audience at each performance.

# **Lighting**

## **Power**

Dimmers: 230V/415V~ 3ph+N+E 400A/leg.

Non-dims / working lights: 230V~ 3ph 100A/leg.

House lights & orchestra: 230V~ 1ph+N+E 63A.

US Orchestra Pit (back forestage): 13A, 3x BS5733 15A sockets.

DS Orchestra Pit (front forestage): 13A, 3x BS5733 15A sockets.

Mid-stage left (MSL) supply panel: 230V/415V~ 3ph+N+E 100A/leg, 32A 3ph+N+E Ceeform, 64A 3ph+N+E Ceeform, 125A 3ph+N+E Ceeform.

Downstage right (DSR) supply panel: 230V/415V~ 3ph+N+E 100A/leg, 32A 3ph+N+E Ceeform, 64A 3ph+N+E Ceeform, 125A 3ph+N+E Ceeform.

Other Supplies: 230V/415V~ 3ph+N+E 80A/leg.

DS of Tension Wire Grid: 32A 3ph+N+E Ceeform.

USL of Tension Wire Grid: 32A 3ph+N+E Ceeform.

US of SR fly floor: 32A 3ph+N+E Ceeform.

*Southampton's 3 phase power supply has a reverse phase cycle.*

## **Dimmers**

216 x Strand LD90 2.5kW (DMX 1-216).

12 x Strand LD90 5kW (DMX (217-228)).

4 x Strand LD 90 House Lights (DMX 230-233).

2 x Strand LD 90 Orchestra Pit Lights (DMX 236-237).

Spare dimmers & controllers available.

## **Lighting Desks**

ETC, Gio, 2048 outputs, v2.2.1 software, 2 external touch-screen monitors.

ETC, Expression 3, 400 channels, v3.11 software.

Located in control box above rear of auditorium. Can be moved to production desk in centre of auditorium (row L) or the auditorium sound position.

Zero 88 Linebacker.

ELC focusBRAIN XL: focus remote.

## **DMX input ports**

LX Control Box

Production Desk.

Downstage Left†.

FOH Auditorium sound position

*2 universes available at all input ports, except, 1 universe at ports marked †.*

*Outputs available at all lighting circuit positions. 7 runs, each 1 universe, plus 1 universe to the dimmer racks.*

## **House lights**

4 circuits + 4x Strand Patt. 743s above forestages.

DMX 230-234.

Recommended level for all HL channels is 60%.

**Circuits**

All 2.5kW circuits terminated in BS5733 15A sockets. 48 circuits (on the fly rails) also terminated in socapex.

153x hard patch circuits, to 72x dimmers.

144x 2.5kW hard wired circuits; 54x stage left fly-floor, 18x FOH Bridge 1, 24x FOH Tension-wire grid, 24x paired between stage left fly-floor fly-rail & upstage and downstage left stage boxes, 24x paired between stage right fly-floor fly-rail & upstage and downstage right stage boxes.

12x 5kW hard wired circuits; 4x stage left fly-floor, 2x FOH tension wire grid, 2x Mid-stage seft wall. Terminated in both BS5733 15A sockets (2x10A) and 32A Ceeform.

36x 10A non-dim circuits. Terminated in BS5733 15A sockets. Controlled from panel in LX control box.

**Circuit Chart**

See attachment E.

**Front of House Positions** *Measurements to main stage (1800mm above datum).*

Advance Bar: variable - see groundplan and section. Attachments F & G.

Bridge 1: 10470mm (34') throw at 36°. WLL 50kg per 2m section.

Bridge 2: 13490mm (44') throw at 25°. WLL 50kg per 2m section.

Side Bridges: 9830mm-19,900mm (32'-65') throw at 62°-17°. WLL 50kg per 2m section.

Curvy Auditorium Bars: 7040mm-12600mm (23'-41') throw at 20°-6°. WLL 75kg each.

FOH Proscenium Booms: 5200mm (17') throw at 0°. WLL 500kg each.

FOH Boom 2: 6770mm (22') throw at 0°. WLL 75kg each.

**On-stage Booms**

On-stage Proscenium Booms: 6200mm (17') throw at 0°. WLL 100kg each.

**Equipment Inventory**

**Profiles**

SIL 30 (23-40°)	30	
SIL 40 (32-46°)	4	
Source 4 - 575W (see lenses below)	30	
Source 4 Zoom 25-50° - 750W	4	
Source 4 Lustr Series 2 (LED) (see lenses below & in floods)	8	
Selecon Pacific 45-75°	2	
ADB Warp 12-30°	1 (no accessories except gel frame)	

**Source 4 Lenses**

50°	12
36°	16
26°	8
19°	4
10°	3

**Fresnels**

Patt. 743	19 (+4 used as House Lights)	
Tulla Lito 1K	10 (1 is missing Barn Doors)	
Patt. 243	8 (2 missing Barn Doors)	
Coemar 2K	8	

**Pars**

Par64	33	
Par64 (silver-back)	11	
Pulsar Mk2 Par36 pinspot	2	
Par30 100W (ES)	2 (+11 used as Show Running Lights)	
<i>Birdies are treated as consumables. Please enquire.</i>		

**Floods**

IRIS 4	5	
IRIS 1	5	
QuartzColour 'Antares' 1K	1	
Coda 4	8	11.0kg
Minuette Flood 500W	2 (+2 in use as working light)	
Flood Bank (16xPar16)	2	
Cyc lenses for Source 4 Lustr (c/w barn doors)	8	

**Others**

Patt. 252 2K Projector	2	
Patt. 650 - Beamlight	3	
DHA Mk2 Fibre Optic Lightsource	0 ( <i>under repair</i> )	
Flexicon QDS50 fibre optic light source	4	
Pendant fitting BC, 15A plug	21 ( <i>Please check</i> )	

**Follow spots**

Coemar Pilota 500	1	
-------------------	---	--

**Effects – Lanterns** *These items attract a hire charge. POA.*

UV Cannon	2	
Atomic 3000 Strobe	2	
Martin Mania DC1	1 (modified to allow separate control of motor and lamp)	
ProSound DFX-1 Flame Machine	5	
Rotating Beacon (Fuzz light)	2 (with 2xBlue, 1xRed, 1xClear covers)	
Moon Box 1000mm dia. lit area, 1350mm dia. case. (2ch DMX, LED, Warm White, Cool White)	1 (with 15m power and DMX loom)	

**Effects Machines** *These items attract a hire charge. POA.*

Look Unique Hazer 2.1	1	
Le Maitre Neutron Star Haze Machine	1	
Rosco Smoke Machine	1 (with manual or DMX control)	
Rosco Cold Flow	1	
Look Power Tiny Smoke Machine	1 (with optional radio remote)	
DMX adapter for Neutron Star Hazer (can also be used with the Power Tiny)	1	
Mini Mist Smoke Machine	2	
Bubble Machine	1	
Snowboy Falling Snow Machine	1	
CITC Little Blizzard Snow Machine	3 ( <i>Nuffield Productions Only</i> )	

**Scrollers & Animation** *These items attract a hire charge. POA.*

Rainbow Maxi Scroller PSU	1	
Rainbow Mini Scroller PSU	1	
Rainbow 8-16 Scroller	6 (Fit Par, SIL or S4 Zoom)	
DHA DC Animation Controller Mk4	1	
DHA Gobo Rotator RTR003	1 (Fits Source 4 or S4 Zoom) (B size Gobo)	
DHA Varispeed Yo-Yo	1 (Fits Source 4 or S4 Zoom) (B size Gobo)	
DHA Varispeed Animation Rotator	1x AMU 085 (Fits Source 4) 1x AMU160 (Fits Source 4, S4 Zoom or SIL)	
DHA Animation Wheel: DD20 Course Radial Breakup	1	

**Accessories**

Top Hat – Par64	6	
Top Hat – Source 4 75mm	2	
Top Hat – Source 4 125mm	11	
Iris – Source 4	4	
Iris – SIL	6	
Mirror Ball Motor	3	
200mm (8") Mirror Ball	1	
280mm (11") Mirror Ball	1	
Fibre Optic Loom: 25 tails x0.75mm, 2500mm long	1	
Fibre Optic Loom: ~535 tails x0.75mm, 2500mm long	1	
<i>See also Constellation Cloth in Stage. (Uses 3x Fibre Sources)</i>		
DMX Repeater	1	
Strand Lit Conductors Stand	1	
Strand Lit Music Stand	8	
Colortran 5033 Pantograph (SWL 40kg)	1	
Slash curtain frames	4	
Transformer for Birdies	17 (Please check)	

**Cable**

480m (1574') 15A cable.

Grelcos (2-fers), Trelcos (3-fers), various adapter cables (5A,13A,15A,16A).

Socapex, 6 circuits, with BS5733 15A tails.

DMX (5 pin XLR), adapters (3-5pin, 5-3pin).

140m (459') Scroller (4 pin XLR).

**Film, Video & Projection Equipment** *These items attract a hire charge. POA.*

BenQ MS619ST projector	1	3,000lm (ANSI), 13,000:1 contrast, 0.9-1.08:1 zoom lens	2.6kg
Sanyo PLC-XP57L projector	1	5,500lm (ANSI), 1000:1 contrast	8kg
Panasonic PT-DZ13K projector	2	12,000lm (ANSI), 10,000:1 contrast	24kg
DMX Shutter	1		

<b>Sanyo PLC-XP57L Lenses</b>		
	1	0.9 to 1.1:1
	1	0.8:1

<b>Panasonic PT-DZ13K Lenses</b>		
ET-D75LE6	2	0.9 to 1.1:1
ET-D75LE10	2	1.3 to 1.7:1
ET-D75LE20	2	1.7 to 2.4:1

**Notes**

Video monitors on Prompt Desk (Colour & Infra-red).

Video cables in the building Facilities Panels are to BBC PSF 1/3M.

Cue lights available.

# Sound

## Power

Supply: 230V~ 1ph+N+E 63A.

Main Racks: 230V~ 1ph+N+E 63A, 63A Ceeform.

Control Box: 230V~ 1ph+N+E 32A, 20xBS1363 13A sockets (4 in use).

FOH Auditorium control position: 230V~ 1ph+N+E 13A, 2xBS1363 13A sockets.

230V~ 1ph+N+E 32A, 8xBS1363 13A sockets.

DSR or DSL: 230V~ 1ph+N+E 63A, 63A Ceeform.

Orchestra Pit: 230V~ 32A, Back Forestage 3xBS1363 13A sockets, Front Forestage 3xBS1363 13A sockets.

All sound power is on the same phase (L1).

## Power Distro

### Distro 1

Input: 63A 1ph+E Ceeform, 63A 2-pole MCB.

Outputs: 2x 32A 1ph+N+E Ceeform, 32A RCBO.

4x 16A 1ph+N+E Ceeform, 16A RCBO.

2x 13A BS1363, 10A RCBO.

## Wiring

Facilities panels are located around the venue.

See Attachment H.

## Control Locations

### Control Box

Above rear of auditorium (not recommended).

### FOH Auditorium

Under control boxes.

Small Sound Position (default location): 6'x3' steeldeck. Takes the space of 7 seats.

Large Sound Position: 8'x3'7" steeldeck with 6'x3' steeldeck wing. Takes the space of 13 seats.

## Hearing Assist System

Williams Sound T800 FM transmitters.

Channel 70: 863.250MHz & 863.750MHz (Ch1:Stage Sound, Ch2:Audio Description).

20 Headsets.

## Monitor/Paging System

'ROH': Dressing rooms, green room and all backstage offices & workshops.

'FOH': Foyer, toilets & bar.

'House': Auditorium, if patched via the main PA processor.

Auxiliary input is possible.

## Production Communications

Tec-pro communication system (2 channels), 1 master station in prompt desk, 17 belt packs & 18 headsets.

## Equipment Inventory *Items marked "\*" attract a hire charge. POA.*

### Mixing Desks

DigiCo SD9 (with 1x D-rack)
Yamaha 02R
Soundcraft Spirit 12:4:2 Analogue Desk
Yamaha MX12/4
*Allen & Heath ML5000 32 mono, 4 stereo

### Main PA

#### Fixed Speakers

K-array KP102	8
K-array KP52	2
K-array KMT18P	4



**Processing**

Xilica XP-8080	1
----------------	---

**Amplifiers**

K-array KA40	3
K-array KA10	1

**Portable Speakers**

Ohm Wedge - 150W	2
Opera Powered Speakers	2
JBL Control 1	7

**Microphones**

Shure SM58	3
Shure SM57	2
Crown PCC 160	3
Audio Technica Rifle Mic	4
*EW300 G3 Sennheiser Lapel Radio Mics	12
*Additional EW300 handheld transmitter	2

**Playback**

Denon DCD-620 CD Player	1
Denon DN-C630 CD Player	1
*MacBook with Edirol FA66 soundcard – QLab 3 licenses for audio (inc. midi)	2
*2x Mac Mini with M-Audio Pro-Fire 2626 soundcard – QLab 3 licenses for audio (inc. midi)	1

**Signal Processors**

BSS FCS966 Graphic EQ	1
Dbx 231 Graphic EQ	1
Alesis M-EQ230	2
TOA Digital Processor DP-0204	1
Akai DR4vr HD Recorder	1
Akai S3000XL Midi Sampler	1

**Amplifiers**

IMG Stageline 500W	1	2x 150W into 8Ω	2x 200W into 4Ω
TOA P150D	1	2x 150W into 8Ω	2x 220W into 4Ω
Crown 460CSL	1	2x 200W into 8Ω	2x 240W into 4Ω
Amcron DC-300A series II	1	2x 175W into 8Ω	2x 305W into 4Ω
Lab.Gruppen E-12:2 amp	1	2x 300W into 8Ω	2x 600W into 4Ω

**Accessories**

Round base mic stand	1
Boom arm mic stand	5
Table top mic stand	2
16 way XLR - XLR loom	2
MTR HPA-2 Stereo 2 Channel Headphone Amplifier	1

**Notes**

Main PA is stereo. The subs and front fills can be split out.

# **Props**

## **Orchestra Pit**

The lifts are only to be operated by trained Nuffield Theatre staff.  
Both pits are 1930mm (6'4") below stage level.

### **Back Forestage (US)**

2.68m deep x 8.4m wide on the DS edge.  
(8'9½" deep x 27'7" wide on the DS edge).

### **Front Forestage (DS)**

2.375m deep x 8.1m wide on the DS edge.  
(7'9.5" deep x 26'7" wide on the DS edge).

## **Music**

### **Chairs**

35x chairs, cushioned. Mixture of blue, red, green, orange.

### **Stands**

5x unlit stands.  
8x Strand, lit stands.

### **Stand Lights**

None separate, see Strand stands above.

### **Conductor Podium**

1x Strand, lit conductors stand.

## **Orchestra Shell**

None.

## **Platforms**

Steeldeck as shown under Stage.

## **Dance Floor**

The theatre has none of its own dance floor however we can hire rolls as a chargeable contra if you require. Please contact the technical department if you require this prior to your visit.

## **Lecterns**

1x silver 'truss' style lectern.

## **Notes**

## **Wardrobe**

### **Dressing Rooms**

Dressing Room 1, 6065mm x 3830mm (20' x 12'6"), 12 people (14 people crush loading). Fixed cloths rail (2885mm (9'6")).

Dressing Room 2, 5680mm x 5500mm (18'7" x 18'), 12 people (19 people crush loading). Fixed cloths rails (2x2430mm).

2 sinks, fixed tables, mirrors & make-up lights are available in both rooms. Portable clothes racks are available.

Toilets & showers adjacent.

Level access from the stage.

*These rooms are shared with the Studio space.*

*Additional rooms can be hired from the University, at extra cost.*

### **Wardrobe Area (Laundry)**

Upstage centre. 2825mm x 4445mm (9'3" x 14'7"). Direct access to crossover and dressing room 1.

Sink - hot & cold water.

5x13A sockets.

Phone.

2x network ports (RJ45).

#### **Irons**

1

#### **Ironing Boards**

1

#### **Steamers**

1

#### **Washers/dryers**

Industrial washing machine, 6kg.

Industrial Tumble dryer.

Spin dryer.

Hot Box.

#### **Rails and hangers**

3x1030mm (3x 3'4") fixed clothes rails.

### **Quick Change Booths**

Built as required in the wings.

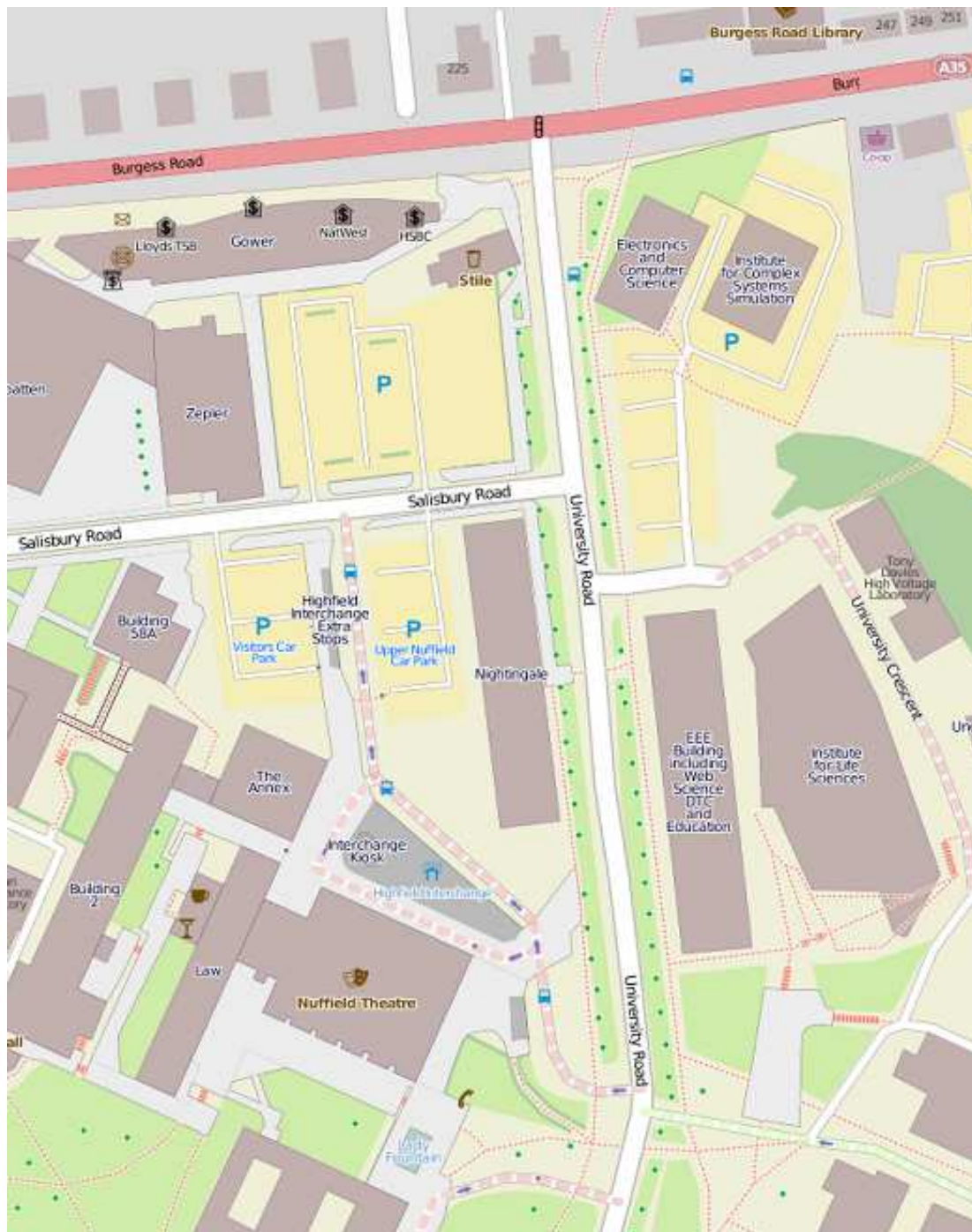
4x hung mirrors.

### **Notes**

## Attachments

A - Map of Load-in area .....	20
B - Auditorium Format Capacity Table .....	21
C - Seating Chart .....	
D - Line Plot .....	22
E - Circuit Chart .....	23
F - Facilities Panels .....	24
G - Ground Plan .....	25
H - Section .....	26
I - Photos of Stage & Auditorium .....	27

### Attachment A - Map of Load-in area



© OpenStreetMap.org contributors. Data available under the Open Database License.  
Cartography licensed as CC-BY-SA.

### Attachment B - Auditorium Format Capacity Table

Format	Rows	No Sound Position	Sound Position	Large Sound Position
Absolute Maximum:	A-W	510	(503)	(497)
No Forestages (without row A):	B-W	497	490	484
One Forestage:	E-W	441	434	428
Two Forestages:	H-W	396	389	383
Christmas:	D-W	-	451	(445)

These figures include the 10 standing spaces, the 7 seats added to the wheelchair spaces and the 4 house seats.

### Attachment C - Seating Chart



**Attachment D - Line Plot**

Distance from Setting Line (mm)	Type	Number	Production Bar Description	Production Weight (kg)	WLL (UDL) kg
-3,275	W	Advance			250
240	M	1			250
520	H	1			100
750	M	2			500
1,200	H	2			100
1,650	M	3			500
2,100	H	3			100
2,250	H	4			100
2,400	H	5			100
2,550	H	6			100
3,000	M	4			500
3,300	H	7			100
3,450	H	8			100
3,600	H	9			100
3,900	M	5			500
4,350	H	10			100
4,800	M	6			500
5,100	H	11			100
5,250	H	12			100
5,550	H	13			100
5,700	H	14			100
6,000	M	7			500
6,450	H	15			100
6,600	H	16			100
6,970	H	17			100
7,300	M	8			500
7,760	H	18			100
7,910	H	19			100
8,060	H	20			100
8,250	H	21			100

H = Hemp  
M = Motor (vari-speed)  
W = Motor Winch

**Notes**

- The WLL for the Hemp Bars is the limit of the equipment. The limits of safe manual handling should also be considered. The self-weight of the hemp sets is approx. 50kg.
- Motor Bar 1 has a maximum speed of 30 meters per minute.
- Motor Bars 2 through 8 have a maximum speed of 16 meters per minute.

**Attachment E - Circuit Chart**

<b>Dimmer</b>	<b>Phase</b>	<b>Location</b>	<b>Non-Dims</b>	<b>ND Phase</b>
1-72	L1 (Blue)	Hard Patch	n/a	
<b>Patch</b>				
P1-24		SL Side Bridge	ND1-4	L1 (Blue)
P25-48		SR Side Bridge	ND5-8	L1 (Blue)
P49-66		Bridge 2	ND9+10	L1 (Blue)
P67-78		Tension Wire Grid (DSL)	ND11	L1 (Blue)
P79-96		Tension Wire Grid (DSL)	ND12	L1 (Blue)
P97-102		SL Proscenium Boom	ND13	L1 (Blue)
P103-114		SL Auditorium Curvy Bar	ND14	L1 (Blue)
P115-126		SR Auditorium Curvy Bar	ND15	L1 (Blue)
P127-132		SR Proscenium Boom	ND16	L1 (Blue)
P133-138		Upstage Wall	ND17+18	L1 (Blue)
P139-150		Sub-stage	ND19	L1 (Blue)
P151-153		Front Forestage	ND20	L1 (Blue)
P154-156		Back Forestage	ND21	L1 (Blue)
73-96	L2 (Yellow)	Tension Wire Grid (DSR)	ND22	L2 (Yellow)
97-114	L3 (Red)	Bridge 1	ND23+24	L3 (Red)
115-168	L3 (Red)	SL Fly Floor	ND25-28	L3 (Red)
169-180	L2 (Yellow)	DSL Stage (also SL Fly Floor)	ND29+30	L2 (Yellow)
181-192	L2 (Yellow)	MSL Stage (also SL Fly Floor)	ND31+32	L2 (Yellow)
193-204	L2 (Yellow)	DSR Stage (also SR Fly Floor)	ND33+34	L2 (Yellow)
205-216	L2 (Yellow)	USR Stage (also SR Fly Floor)	ND35+36	L2 (Yellow)
217-220 (5K)	L3 (Red)	SL Fly Floor (US)	-	
221-224 (5K)	L2 (Yellow)	MSL stage	-	
225-226 (5K)	L1 (Blue)	Tension Wire Grid (DSL)	-	
227-228 (5K)	L1 (Blue)	Upstage Wall	-	

Non-dims arranged into 7 groups of up to 6 non-dims, each protected by a 25A RCCB. Further details are available on request.

**Overhead IWB's**

<b>IWB</b>	<b>Number of Circuits</b>	<b>Standard Hanging position</b>
Advance Bar	16	Advance Bar
LX 1	18	M2
LX 2	18	M3
LX 3	18	M4
LX 4	12	M6
LX 5	12 (+ 4 in a 5K loom)	M7

**Attachment F - Facilities Panels**

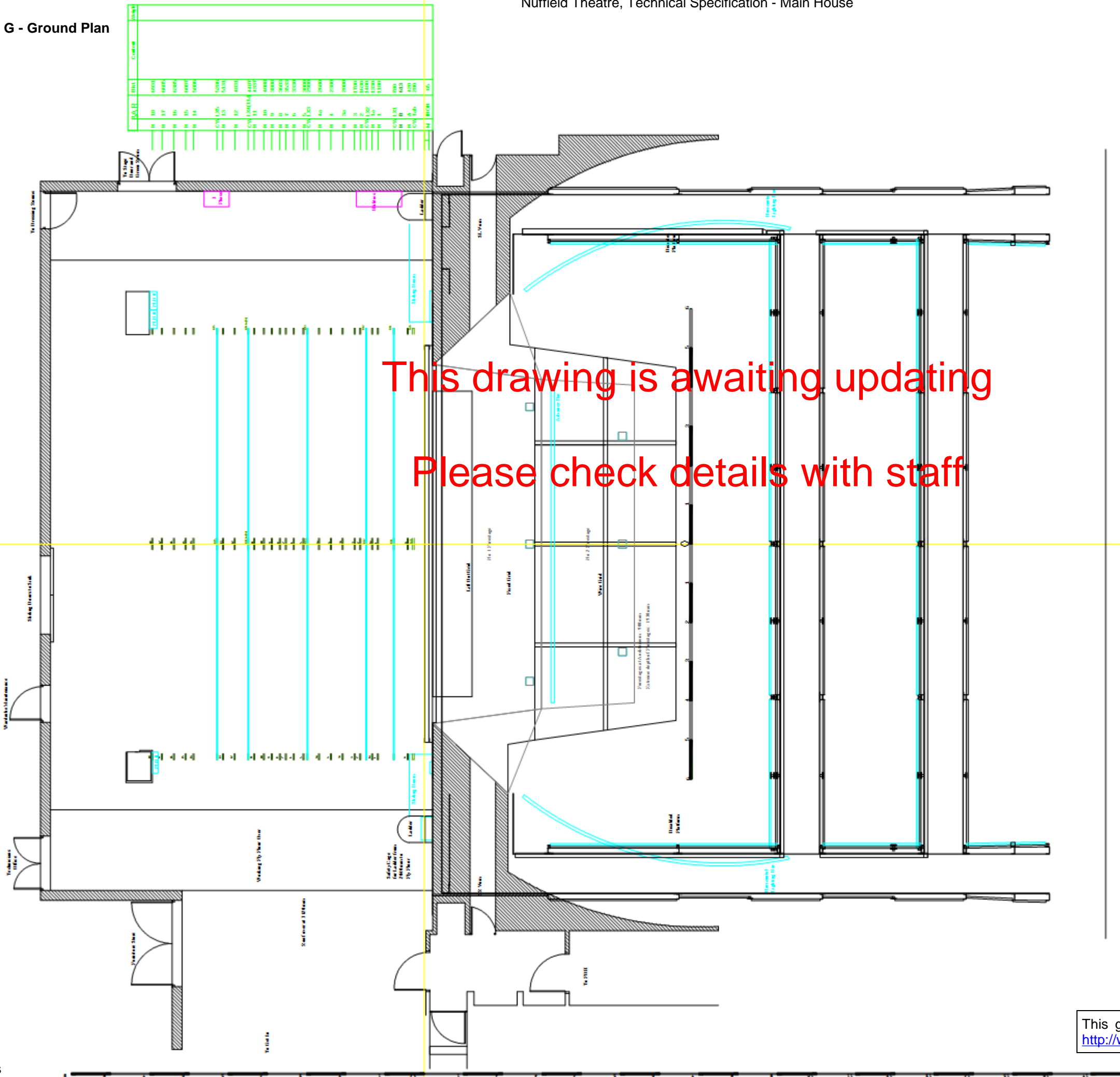
Number	Location	LS/LB	RA	Q Lights / Cans/ Video	Notes
1001	DSL	LS4	4	QCV	Bus, SM Desk, RJ45
1002	MSL	LS4	4	QCV	Bus
1003	USR	LS4	4	QCV	Bus
1004	DSR	LS4	4	QCV	Bus, SM Desk, RJ45
1005	SR Vom	LS	2	QCV	
1006	SL Vom	LS	2	QCV	
1007	Auditorium (Production Desk)	-	2	CV	6xRJ45
1008	SL Front Forestage Trap	LS	2	-	
1009	CS Front Forestage Trap	LS	2	CV	
1010	SR Front Forestage Trap	LS	2	-	
1011	SL Rear Forestage Trap	LS	2	-	
1012	CS Rear Forestage Trap	LS	2	CV	
1013	SR Rear Forestage Trap	LS	2	-	
1014	SL Front Forestage Fill	Image Shift	-	-	
1015	CSL Front Forestage Fill	Image Shift	-	-	
1016	CSR Front Forestage Fill	Image Shift	-	-	
1017	SR Front Forestage Fill	Image Shift	-	-	
1018	SL Rear Forestage Fill	Image Shift	-	-	
1019	CSL Rear Forestage Fill	Image Shift	-	-	
1020	CSR Rear Forestage Fill	Image Shift	-	-	
1021	SR Rear Forestage Fill	Image Shift	-	-	
1022	USL Rear Forestage Fill	Image Shift	-	-	
1023	SL Vom	LB2	-	-	
1024	SR Vom	LB2	-	-	
2001	Rear HR Door (Door 3)	-	-	CQ	QL Built In
2002	Front HR Door (Door 1)	-	-	CQ	QL Built In
2003	SL Juliet	LS	2	QCV	
2004	USC Wall	LS2	4	QCV	
2005	SR Juliet	LS	2	QCV	
2006	Front HL Door (Door 2)	-	-	QC	QL Built In
2007	Rear HL Door (Door 4)	-	-	QC	QL Built In
2008	SL Curvy Bar	-	2	CV	
2009	SR Curvy Bar	-	2	CV	
3001	Left RACK	-	-	-	
3002	Right RACK	-	-	-	
3003	Mixing Desk (FOH/Auditorium)	-	-	-	4xRJ45
3004	Sound Box	-	-	QCV	QL Hard Patch
3005	LX Box	LS2	4	QCV	QL Hard Patch
3006	SL (HR) Follow Spot	LS2	4	QCV	
3007	SL (HR) Catwalk	LS2	4	QCV	
3008	Back Bridge (Bridge 2)	LS2	4	CV	
3009	Front Bridge (Bridge 1)	LS2	4	CV	
3010	FOH Grid SL	LS2	4	QCV	
3011	SL Infra-Red	-	-	-	
3012	SL Fly Floor	LS2	4	QCV	QL Hard Patch
3013	USC High Level Crossover	LS2	4	QCV	
3014	SR Fly Floor	LS2	4	QCV	QL Hard Patch
3015	FOH Grid SR	LS2	4	CV	
3016	SR Infra-Red	-	-	-	
3017	SR (HL) Catwalk	LS2	4	QCV	
3018	SR (HL) Follow Spot	LS2	4	QCV	
3019	Describers Box	LS2	4	QCV	QL Hard Patch
3020	FOH Grid SL	LB2	-	-	
3021	FOH Grid SR	LB2	-	-	
3022	FOH Grid CS	LB4	-	-	
3023	FOH Grid SL	LS2	-	-	
3024	FOH Grid SR	LS2	-	-	
3025	Describers Box (SM Desk)	-	-	-	SM Desk
9001	Substage	LS8	8	QCV	Bus, RJ45

LS=Speakon, LB=Bi-amped Speakon, Q=Cue Light, C=Cans, V=2x BNC Video , Bus=40way with XLR breakouts.



Attachment G - Ground Plan

Nuffield Theatre, Technical Specification - Main House



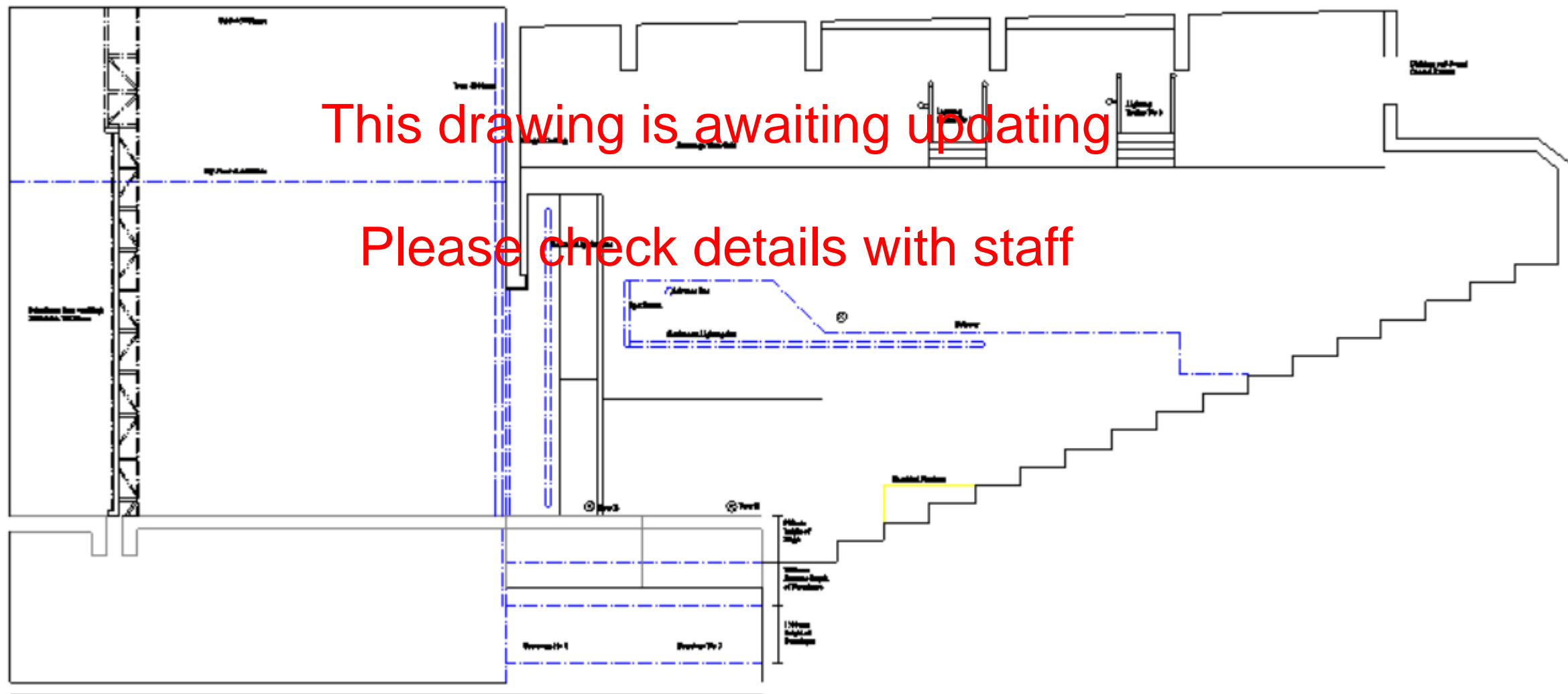
This drawing is awaiting updating  
Please check details with staff

Theatre: **Nuffield Theatre**

Scale:	1:100 on A3	Drawn by:	J. KENNION
Date:	21/08/2010	DWG NO:	1 of
Rev. Date:		Revision:	
Director:			
Designer:			
<b>Groundplan</b>			

Production:

This ground plan is available as .dwg and .pdf files at <http://www.nuffieldtheatre.co.uk/about-us/venue-hire>.



This section is available as .dwg and .pdf files at <http://www.nuffieldtheatre.co.uk/about-us/venue-hire>.

**Attachment I - Photos of Stage & Auditorium**

*Note: These pictures show a previous PA system.*



